

Assistive Technology Partners

BREAKING BARRIERS, CHANGING LIVES

Learning Lab

Thursday, April 8th

Free and open to the public.

Computer Use for Toddlers with Special Needs

Presented by Brian Burne, MSM, OTR

This Learning Lab will provide an overview of how computers can be used for toddlers with special needs. Topics include:

- Computer interfaces such as switches, switch interfaces, touch screen laptops, and iPods
- Software for purchase, freeware, iPod apps and fun websites
- Brief discussion about how these programs can be used in intervention

We will start with 20-30 minutes of overview followed by an opportunity for you to explore on your own and share ideas with other participants. Wireless access will be available for your own laptop or a single shared computer will be available for you to explore as a group. Be ready to learn, explore and share ideas about how computers can be used for fun and learning for toddlers!

Denver:

Assistive Technology Partners (ATP)
Assistive Technology Partners
601 E. 18th Ave.
Suite 130
Denver, CO 80203
(303)315-1280

Grand Junction:

Western Slope Technical Assistance Center (WesTAC)
The Workforce Center
2897 North Avenue
Modular 3A
Grand Junction, CO 81501
(970)248-0876

Colorado Springs:

SouthEast Technical Assistance Center (SETAC)
828 Wooten Road
Colorado Springs, CO 80915
(719)380-6229

(See attached flyer for maps, directions, and parking information)

IMPORTANT NOTE: Learning Labs will be offered on the 2nd Thursday of the month at 2:30pm. Learning Labs are **FREE** and provide participants an opportunity to speak with the knowledgeable staff at Assistive Technology Partners about a variety of assistive technology devices. Live presentation will take place at the Assistive Technology Partners Denver office at 601 E. 18th Ave., Denver, CO 80203. The Colorado Springs and Grand Junction satellites will participate in Learning Labs via web-based training software simultaneously.

For more details or to REGISTER for the learning lab please call:

Denver: (303)315-0602 or email Shelly Elfner at shelly.elfner@ucdenver.edu

Grand Junction: (970)248-0876 or email Denice Roberts at denice.roberts@ucdenver.edu


Colorado Springs: (719)380-6229 or email Heather Lyons at heather.lyons@ucdenver.edu



<http://www.uchsc.edu/atp/>

Pearl Plaza 601 East 18th Avenue, Suite 130 Denver, CO 80203

Phone: 303.315.1280 Email: atp@ucdenver.edu



Assistive Technology Partners

BREAKING BARRIERS, CHANGING LIVES

We are committed to accommodating the needs of our participants with disabilities. Please request accommodations in writing at least **two weeks** in advance of the Learning Lab. In **Denver**, submit requests by fax to (303)837-1208 or e-mail Shelly Elfner at shelly.elfner@ucdenver.edu. In **Grand Junction**, contact Denice Roberts at denice.roberts@ucdenver.edu or fax (970)248-0877 for accommodations. In **Colorado Springs**, contact Heather Lyons at heather.lyons@ucdenver.edu or fax (719)380-6230.

Directions to Assistive Technology Partners (ATP), Denver office

Our Address: Pearl Plaza
601 E. 18th Avenue, Suite 130
Denver, CO 80203

Telephone: (303)315.1280 • **Toll Free:** (800)255.3477 • **Fax:** (303)837.1208 • **TTY:** (303)837.8964

From the North: (Ft. Collins)

- Take I-25 South to Park Avenue Exit
- Head South-East on Park Avenue until you reach Broadway
- Turn Right on Broadway until you reach 19th Ave.
- Turn Left on 19th (one way going east) until you reach Pearl St.

From the West: (Grand Junction)

- Take I-70 East and exit South onto I-25
- Take I-25 South to Park Avenue Exit
- Head South-East on Park Avenue until you reach Broadway
- Turn Right on Broadway
- Turn Left on 19th (one way going east) until you reach Pearl St.

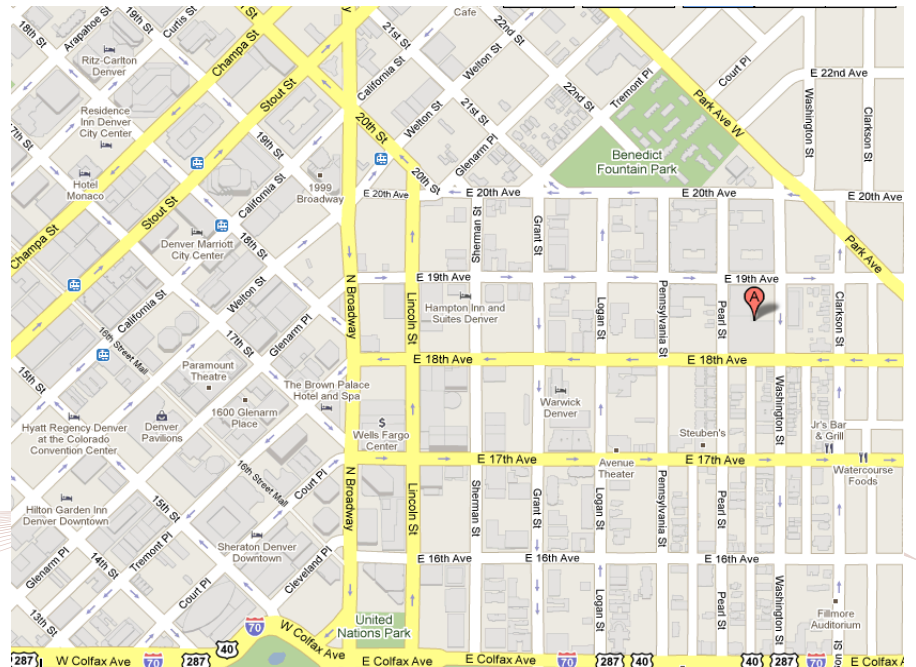
Parking: Two hour and one hour parking are available on all of the surrounding streets. There are currently two handicap accessible parking spaces available. They are located near 18th Avenue on the east side of Pearl Street. There is also a pay parking lot across Pearl Street.


From the South: (Col. Springs, Pueblo)

- Take I-25 North to Colfax Avenue (Exit 210A)
- Head East on Colfax until you reach Logan (approx. 2 miles).
- Turn Left on Logan until you reach 17th Ave.
- Turn Right on 17th(one way going east) until you reach Pearl St. (2 block)
- Turn Left on Pearl St.

From the East: (Limon)

- Take I-70 West and exit South onto Colorado Blvd.
- Take Colorado Blvd. south to E. 17th Avenue.
- Turn right onto E 17th. 17th will turn into 18th Avenue, one way going west
- Turn Right onto Pearl Street.





Assistive Technology Partners

BREAKING BARRIERS, CHANGING LIVES

Directions to ATP- Western Slope Technical Assistance Center (WesTAC) office in Grand Junction

Our Address: The Workforce Center
2897 North Avenue
Modular 3A
Grand Junction, CO 81501

Telephone: (970)248.0876

• Toll Free: (800)255.3477

• Fax: (970)248.0877

From the West on I-70: (Fruita)

- Take the US 50 exit toward (Delta).
- Bear left onto US 6 or North Avenue.
- Turn right on 29 Road and right into the Workforce Center parking lot.

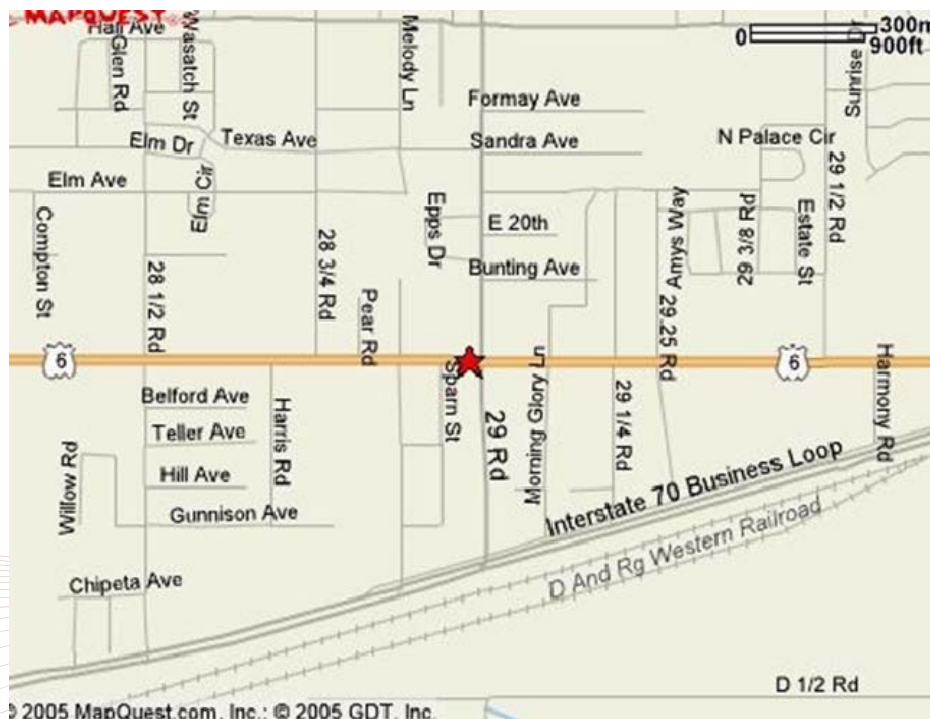
From the East on I-70: (Glenwood Springs)


- Take I-70 West and exit at the Clifton Exit for Business I-70.
- Exit on North Ave.
- Turn left on 29 Rd.
- Turn right into the Workforce Center parking lot.

From the South on Hwy 50: (Delta, Montrose)

- Take the Clifton Exit (first stop light)
- Turn left on Business I-70 West
- Exit on North Ave.
- Turn left on 29 Rd.
- Turn right into the Workforce Center parking lot.

Parking: Free and wheelchair accessible parking is available at the entrance to the Workforce Center.





Assistive Technology Partners

BREAKING BARRIERS, CHANGING LIVES

Directions to ATP-Southeast Technical Assistance Center (SETAC) office in Colorado Springs

Our Address: Assistive Technology Partners – Southeast Technical Assistance Center (SETAC)
828 Wooten Road
Colorado Springs, CO 80215

Telephone: (719)380-6229

• **Toll Free:** (800)255.3477

• **Fax:** (719)380-6230

**** This Learning Lab will take place at the Pikes Peak BOCES Computer Lab. Please meet at the SETAC office at 2:30 and the whole group will go over together.**

From the North on I-25: (Denver)

- Take I25 south to Woodmen Road (Exit 149)
- Turn left (east) onto E Woodmen Road
- Stay in right lane to turn right (south) onto N. Academy Blvd/CO-83
- Drive south to Galley Road (approximately 6 miles)
- Turn left (east) onto Galley Road
- Drive 1 mile to 3rd stop light (Wooten Road)
- Turn right (south) on Wooten Road
- Turn right into first parking lot between Pikes Peak Pathways Program building and Pikes Peak BOCES TIRP/New Directions/SWAP gray modulars
- Our door is on the south side of Pathways building – look for ATP/SETAC sign

From the South on I-25: (Pueblo)

- Take I25 north to Academy Blvd/CO-83 (Exit 135)
- Turn right (east) onto Academy Blvd/CO-83
- Turn right (east) at traffic light onto E Platte Av/ Bus. 24
- Drive east to 2nd traffic light (Wooten Road)
- Turn left (north) onto Wooten Road
- Drive 0.3 miles and turn left into last parking lot on left side of street before traffic light at Galley Road (parking lot is located between Pikes Peak BOCES TIRP/New Directions/SWAP modulars and Pikes Peak Pathways Program building)
- Look for ATP/SETAC sign on south side of Pathways building

Parking: Free parking.
Wheelchair accessible entrance is located on the south side of the building (ATP-SETAC entrance).

